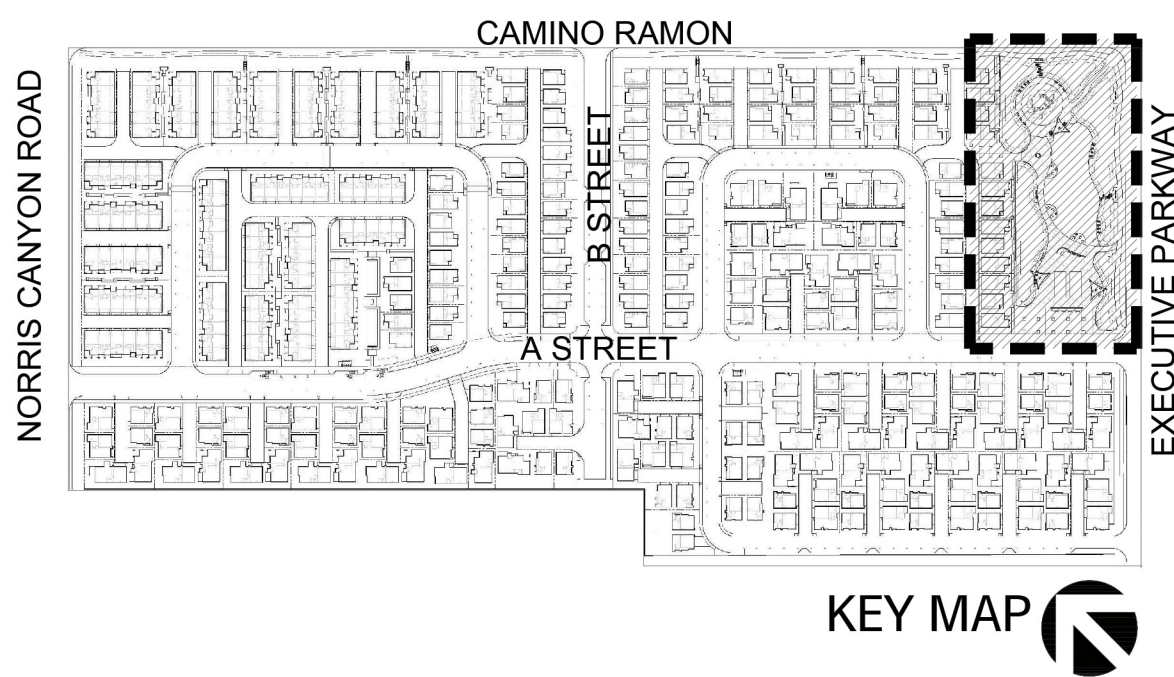




GRAPHIC LEGEND

- PARK BENCH WITH SHADE TRELLIS, TYPICAL OF 9
- GAME TABLE, TYPICAL OF 2
- ARTISTIC SEATING NODES, TYPICAL OF 2
- MEDITATION BENCHES AND SEAT WALLS OVERLOOKING THE PARK, TYPICAL OF 3 LOCATIONS/ TOTAL 6 BENCHES
- LOUNGE SEATING, TYPICAL OF 2 LOCATIONS/ TOTAL 8 SEATS
- SCULPTURAL SEAT WALL BENCH, TYPICAL OF 1
- PUBLIC ART LOCATION, TYPICAL OF 2 (ACTUAL ARTWORK TO BE DETERMINED SEPARATE FROM THIS APPLICATION)
- INTERPRETIVE / INFORMATIONAL SIGNAGE OPPORTUNITY, TYPICAL OF 6
- PARK ENTRY SIGN, TYPICAL OF 2
- PLAY AREA 1: "NATURE PLAY" FITS 1 LARGE ELEMENT & UP TO 5 SMALL ELEMENTS, SEE SHEETS L5.1
- PLAY AREA 2: "MUSIC EXPLORATION" FITS 6-9 PLAY ELEMENTS & 3 FLOWER SHADE STRUCTURES, SEE SHEETS L5.2
- PLAY AREA 3: "KINETIC, BALANCE & MOTION" FITS 7 ELEMENTS, SEE SHEETS L5.3
- CIRCULAR SEATWALL AROUND LARGE SPECIMEN TREE IN PLAY AREA 3
- SOLAR CHARGING STATION, TYPICAL OF 1
- ARTISTIC BIKE RACKS, TYPICAL OF 5 LOCATIONS/ TOTAL 11 BIKE RACKS (ACCOMMODATES 22 BIKES)
- DRINKING FOUNTAIN, TYPICAL OF 3
- TRASH/RECYCLE BINS & DOG BAG DISPENSER, TYPICAL OF 5 LOCATIONS
- PICNIC TABLES, TYPICAL OF 6
- BBQs TYPICAL OF 3
- BOLLARD LIGHT (FORMAL LIGHTING PLAN TO BE PROVIDED ONCE PARK CONCEPT PLAN IS APPROVED)
- LANDSCAPE AND SEATING NATURAL BOULDERS
- ON-GRADE DECORATIVE BRIDGE FEATURE, TYPICAL OF 2
- STEPPING STONES THROUGH MEADOW / BIO-RETENTION PLANTING AREAS, TYPICAL OF 2 LOCATIONS



CityVillage

SUMMERHILL HOMES
COMMUNITIES OF DISTINCTION

ARCHITECTS - PLANNERS - DESIGNERS
WHA.
ORANGE COUNTY · LOS ANGELES · BAY AREA

SDG Architects, Inc.
3361 Walnut Blvd, Suite 120
Brentwood, CA 94513
925.634.7000 | sgdarchitectsinc.com

sdx
architects

cbg CARLSON, BARBEE & GIBSON, Inc.
CIVIL ENGINEERS • SURVEYORS • PLANNERS

VA VAN DORN ABED
LANDSCAPE ARCHITECTS, INC.
81 14TH STREET, SAN FRANCISCO, CA
2P 94103 PH (415) 864-1921 FAX (415) 864-0796

ALTERNATE PARK PLAN L4.0-V2
CONCEPTUAL SITE PLAN

0 8 16 32
CITY OF SAN RAMON, CA
V2010 | 02-28-2022
© 2020 WILLIAM HEZMALHALCH ARCHITECTS, INC. dba WHA.



ACCESSIBLE BOARDWALKS CONNECTING TO PARK PATHWAYS PROVIDE AN ADDITIONAL WALKING AMENITY

PLANTING IN BIO RETENTION AREAS - A MIX OF GRASSES, SHRUBS AND TREES PER THE STORMWATER C3 GUIDEBOOK PLANT LISTS



STEPPING STONES PROVIDE A PASSIVE PLAY & DISCOVERY AMENITY RELATED TO THE "NATURAL PLAY THEME"



BOARDWALKS & BIO RETENTION LANDSCAPE




KOMPAN - BUGGIE RIDERS



TULIP SPINNER



LOG CLIMBERS - NATURAL & ARTISTIC



BUTTERFLY GARDEN



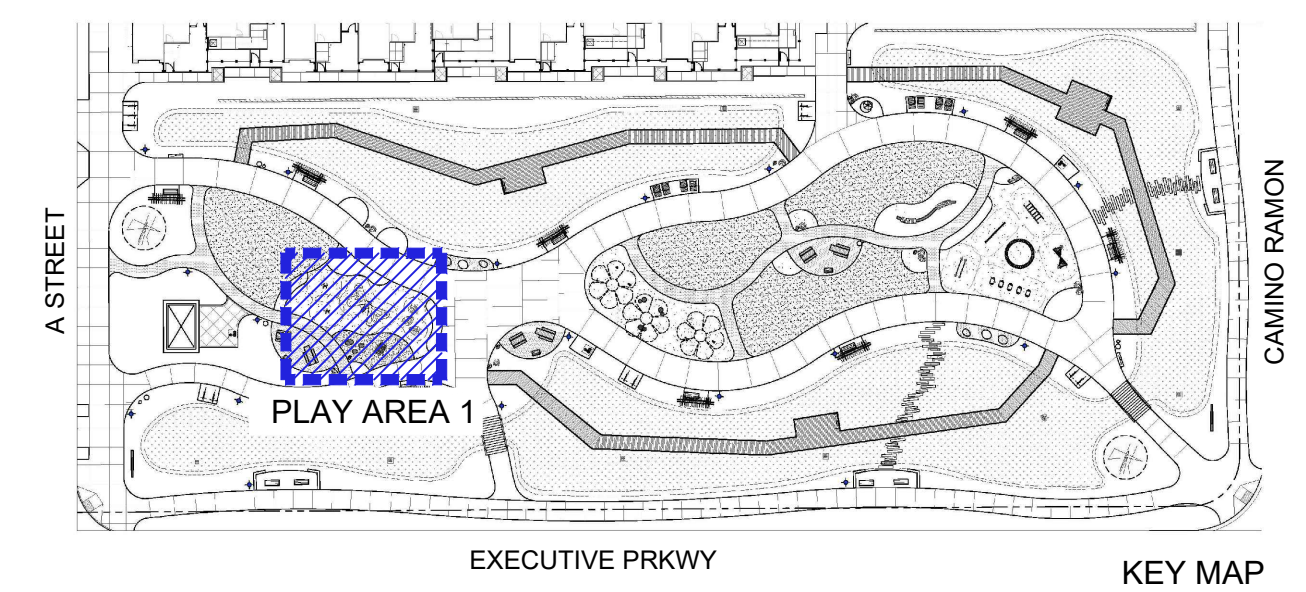
NATURAL BOULDERS



ID SCULPTURE - BOULDER & LOG CLIMBER



EARTHSCAPE PLAY - WOBBLE JUMPERS - ARTISTIC LEAF SHAPES



PLAY AREA 1 - CONCEPT 1: "NATURE INSPIRED PLAY"

NOTE: ONE LARGE ELEMENT AND UP TO 5 SMALL ELEMENTS FIT IN THE PLAY AREA 1.



TALK / LISTEN / SING TUBES



LANDSCAPE STRUCTURES - FLOWER SHADES



HARMONY BELLS AND FLOWERS



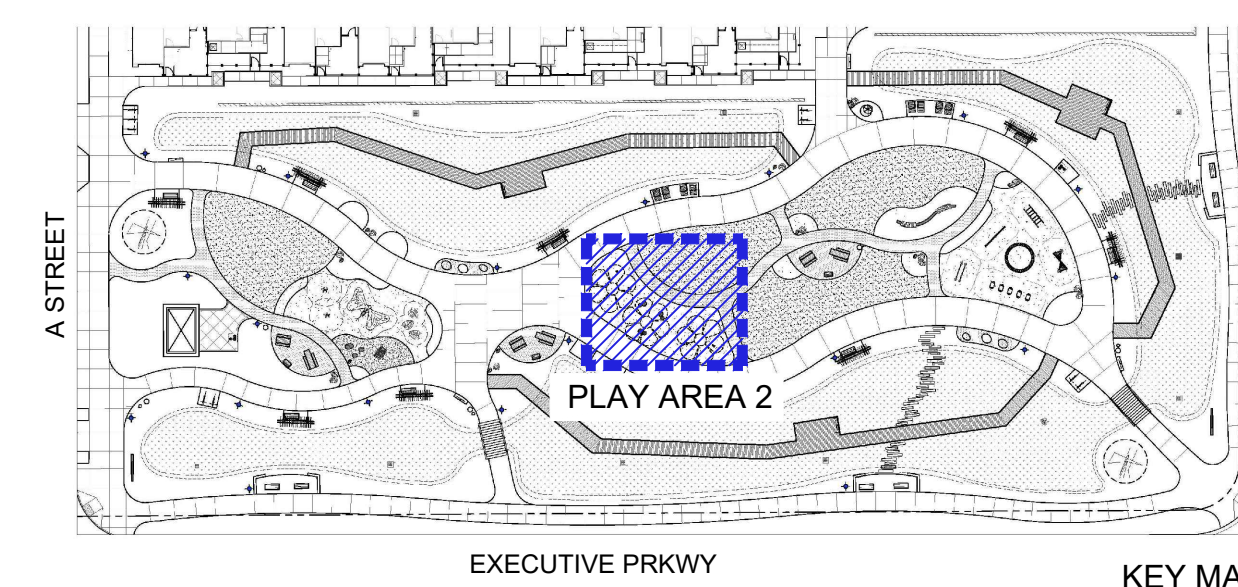
RAINBOW DRUMS



RAINBOW CAVATINA



RAINBOW DUO



NOTE: 3 FLOWER SHADES AND 6-9 MUSIC ELEMENTS CAN FIT IN PLAY AREA 2.

PLAY AREA 2 - CONCEPT 1: "MUSIC EXPLORATION"

MUSICAL INSTRUMENTS BY PERCUSSION PLAY - NATURE & RAINBOW COLLECTION



KOMPAN - CAROUSEL SPINNER



POPP USA - ARTWORK READY FLAGSHIP PING PONG TABLES



STREETLIFE USA - ROUGH & READY CIRCULAR TREE BENCH w/ LARGE SPECIMEN SHADE TREE AS CENTRAL SHADE FEATURE OF THIS PLAY AREA



GORIC - WINDSURFER



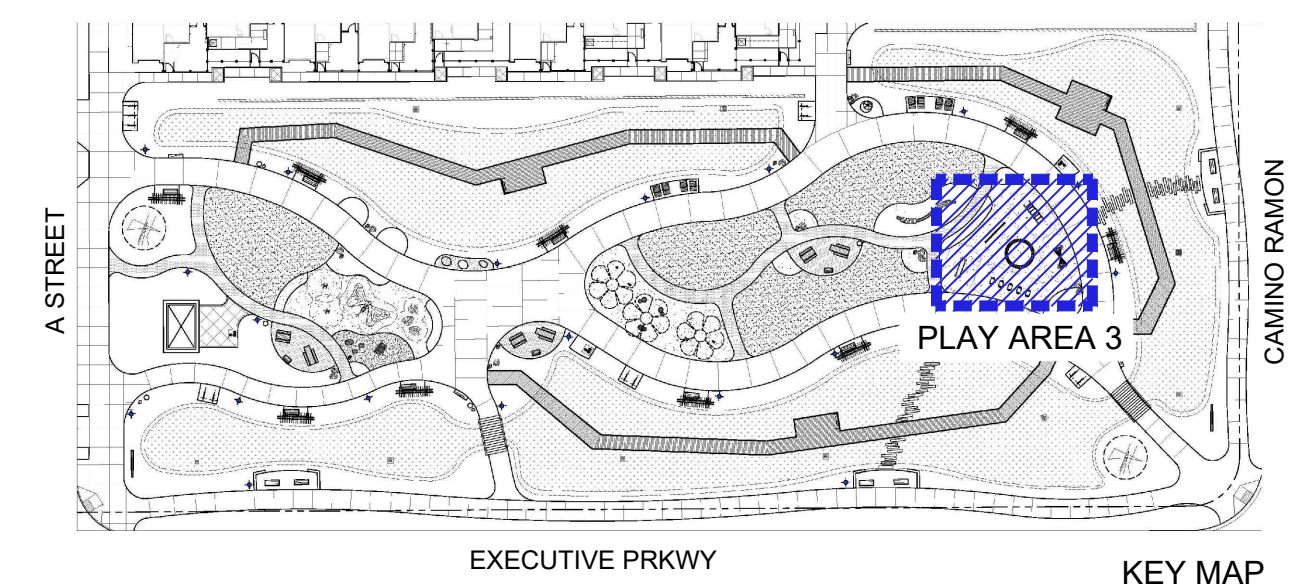
GORIC - SKATE BOARD




CORN HOLE - BYO BEAN BAGS



LANDSCAPE STRUCTURES - CURVA SPINNERS



PLAY AREA 3: "KINETIC PLAY, BALANCE & MOTION"



PRIMARY 12' AND 8' WIDE MEANDERING CONCRETE SIDEWALKS



SECONDARY MEANDERING PATHS - SANDBLAST FINISH, INTEGRAL COLOR CONCRETE



LAWN AREAS



MEANDERING PRIMARY AND SECONDARY PATHS



UPGRADE CURRENT CITY STANDARD DRINKING FOUNTAIN TO INCLUDE BOTTLE FILLER



CITY STANDARD ITEMS:

BENCHES, TABLES, BBQ, TRASH/RECYCLING CANS, DRINKING FOUNTAINS, BATHROOM BUILDING



LOUNGE SEATING



ARTISTIC SEATING NODES



GAME TABLES



SOLAR CHARGING STATION w/ SEATING



CREATIVE BIKE RACKS



PAVING & SITE FURNISHINGS